

# EBS BRUTTÓ HUF ÁRLISTA

THE TOOLS FOR PROFESSIONALS

KIZÁRÓLAGOS IMPORTŐR:

[WWW.PMSAUDIO.COM](http://WWW.PMSAUDIO.COM)

**Érvényes 2019.09.15-től**



[WWW.EBS-SWEDEN.COM](http://WWW.EBS-SWEDEN.COM)

# EBS AMPS — LINEAR SOLID STATE

ART. NO: PREMIUM BASS HEADS - ENTIRELY MADE IN SWEDEN

Bruttó eladási ár HUF

EBS-CL500, Classic 500 Bass Head, Solid State, 500 W RMS  
 EBS-HD EBS HD360, Bass Head 2U, 360 W RMS, Ltd Edition.

355.000.-

385.000.-

## EBS CLASSIC 500

**Type**  
 Solid State

**Unique Features**  
 4-band EQ with Dual Mid-Range filters  
 Character Filter.  
 Very musical Drive.  
 XLR-Out post/pre EQ

**Weight**  
 14 kg / 31 lbs

**Output Power**  
 500 W RMS @ 2 ohms  
 440 W RMS @ 4 ohms



## EBS HD360 - Anniversary Model

**Type**  
 Solid State with 4-band EQ

**Unique Features**  
 Effects Loop with Mix Level Control (0-100%).  
 Built-in Compressor.  
 Character Filter.  
 Drive.  
 Filter Remote Inputs.  
 Notch Filter to prevent feedback.  
 Bright Filter.  
 Phantom Power Out.XLR-Out with Speaker Simulation.

**Output Power**  
 360 W RMS @ 2 ohms



*LIMITED ANNIVERSARY EDITION!*

# EBS AMPS — LIGHTWEIGHT CLASS D

PROFESSIONAL BASS EQUIPMENT DESIGNED & DEVELOPED IN SWEDEN

ART. NO: CLASSIC BASS HEADS - DESIGNED IN SWEDEN, ASSEMBLED IN ASIA

Bruttó eladási ár HUF

EBS-RD502 EBS Reidmar 502 - Class-D, 500 W @ 2 Ohms NEW!

180.000.-

EBS-RD750 EBS Reidmar 750 - Class-D, 750 W

245.000.-

## EBS REIDMAR 502 – CLASS-D, 2 OHMS

### Type

Analog preamp, Class-D Power Amp with 4-band EQ

### Features

Effects Loop.  
Built-in Compressor.  
Character Filter.  
Filter Bypass.  
Phones Output.  
Notch Filter to prevent feedback.  
Bright Filter.  
XLR-Out with Speaker Simulation.  
120 V/230V switchable

### Output Power

500 W @ 2 ohms



**NEW!** HANDLES A 2-OHM SPEAKER LOAD!

## EBS REIDMAR 750 – CLASS-D

### Type

Analog preamp, Class-D Power Amp with 4-band EQ

### Features

Effects Loop.  
Built-in Compressor.  
Character Filter.  
Drive.  
Filter Bypass.  
Aux input.  
Phones Output.  
Notch Filter to prevent feedback.  
Bright Filter.  
XLR-Out with Speaker Simulation.  
Filter Remote Inputs for RM-4 footswitch.  
120 V/230V switchable

### Output Power

750 W @ 4 ohms



# EBS BASS CABINETS – PROLINE

PROFESSIONAL BASS EQUIPMENT MADE IN SWEDEN

MADE IN SWEDEN   
EBS PREMIUM GEAR

ART. NO: PREMIUM BASS CABINETS - PROLINE

Bruttó eladási ár HUF

EBS-210 400 Watt RMS, 2x10" + 2" / QUATER SIZE  
EBS-410 800 Watt RMS, 4x10" + 2" / FULL SIZE  
EBS-115 300 Watt RMS, 15" + 2" Sub Bass / FULL SIZE

**345.000.-**  
**455.000.-**  
**345.000.-**



## EBS ProLine 210

Configuration: 2x10" + 2"  
Power handling: 400W RMS  
Impedance: 4 ohms  
Freq response: 70 -18.000 Hz  
Sensitivity: 99 dB  
Dimensions 23" x 17" x 15"  
(W x D x H): 58 x 44 x 39 cm  
Weight: 22.3 kg/49.2 lbs

## EBS ProLine 410

Configuration: 4x10" + 2"  
Power handling: 800W RMS  
Impedance: 4 ohms  
Freq response: 70 -18.000 Hz  
Sensitivity: 102 dB  
Dimensions 23" x 17" x 27"  
(W x D x H): 58 x 44 x 69 cm  
Weight: 36.1kg/77.4 lbs

## EBS ProLine 115

Configuration: 1x15" + 2"  
Power handling: 300W RMS  
Impedance: 4 ohms  
Freq response: 35 - 3.000 Hz  
Sensitivity: 100 dB  
Dimensions 23" x 17" x 27"  
(W x D x H): 58 x 44 x 69 cm  
Weight: 27.1 kg/59.7 lbs

### EBS PROLINE FEATURES

#### Cabinet Specifics

13-ply Birch plywood covered with resistant felt.  
Protective woven steel grill with chromed look.  
Deep Dish Handles.

#### Speakers & Connectors

2x Neutrik® SPEAKON connectors for input and link through.  
Conventional speakers selected & optimized for each model.  
Adjustable 2" tweeter.

#### Optional

Matching rack cases available in 3 & 4U height.

#### Warranty

Five year limited warranty.



# EBS BASS CABINETS – NEOLINE

PROFESSIONAL BASS EQUIPMENT MADE IN SWEDEN

MADE IN SWEDEN   
EBS PREMIUM GEAR

The NeoLine cabinets are capable of handling the most demanding levels of sound. They provide extraordinary sonic qualities and power. EBS Neoline speaker cabinets are made of truly tonal, lightweight spruce plywood, with a baffle made of birch. Equipped with 3rd generation Neodymium speakers that offers superior dynamic range and an unbeatable power handling throughout the entire frequency spectrum, to satisfy even the most demanding bass player.

**NEW since 2018!** 8 ohm configurations of the *NEO-210*, *212* and *410* on request.

ART. NO:	NEODYMIUM SPEAKER CABINETS - NEOLINE	Bruttó eladási ár HUF
NEO-112,	300 Watt RMS, 8 Ohm, 12" + 2" Neodymium	<b>245.000.-</b>
NEO-210,	500 Watt RMS, 2x10" + 2" Neodymium	<b>395.000.-</b>
NEO-210/8,	500 Watt RMS, 8 Ohm, 2x10" + 2" Neodymium	<b>395.000.-</b>
NEO-212,	600 Watt RMS 2x12" + 2" Neodymium	<b>430.000.-</b>
NEO-212/8,	600 Watt RMS, 8 Ohm, 2x12" + 2" Neodymium	<b>430.000.-</b>
NEO-410,	1000 Watt RMS 4x10" + 2" Neodymium	<b>525.000.-</b>
NEO-410/8,	1000 Watt RMS, 8 Ohm, 4x10" + 2" Neodymium	<b>525.000.-</b>
NEO-115,	300 Watt RMS 15" + 2" Neodymium	<b>375.000.-</b>
NEO-810,	1600 Watt RMS 15" + 2" Neodymium	<b>999.000.-</b>

## EBS NEOLINE FEATURES

### Cabinet Specifics

13-ply Lightweight Spruce plywood covered with resistant felt. Birch in baffle.  
Protective woven steel grill in black.  
Deep Dish Handles (except on mini size cabinet)  
Heavy-duty back wheels with top and side handles on 810.  
Flip Handles on Mini Size cabinet on both sides and bottom for tilt-back option.

### Speakers & Connectors

2x Neutrik® SPEAKON connectors for input and link through.  
Third generation Neodymium light weight speakers selected & optimized for each model.  
Adjustable 2" tweeter.

### Optional

Matching rack cases available in 3 & 4U height.

### Warranty

Five year limited warranty.



EBS NeoLine 112	EBS NeoLine 210	EBS NeoLine 115	EBS NeoLine 212	EBS NeoLine 410	EBS NeoLine 810
Configuration: 1x12" + 2"	Configuration: 2x10" + 2"	Configuration: 1x15" + 2"	Configuration: 2x12" + 2"	Configuration: 4x10" + 2"	Configuration: 8x10" + 2"
Power handling: 300W RMS	Power handling: 500W RMS	Power handling: 300W RMS	Power handling: 600W RMS	Power handling: 1000W RMS	Power handling: 2000W RMS
Impedance: 8 ohms	Impedance: 4 or 8 ohms	Impedance: 4 ohms	Impedance: 4 or 8 ohms	Impedance: 4 or 8 ohms	Impedance: 4 ohms
Freq response: 50 -18.000 Hz	Freq response: 50 -18.000 Hz	Freq response: 35-18.000 Hz	Freq response: 40-18.000 Hz	Freq response: 50 -18.000 Hz	Freq response: 70 -18.000 Hz
Sensitivity: 100 dB	Sensitivity: 102 dB	Sensitivity: 100 dB	Sensitivity: 103 dB	Sensitivity: 105 dB	Sensitivity: 108 dB
Dimensions 19" x 13" x 15"	Dimensions 23" x 17" x 15"	Dimensions 23" x 17" x 24"	Dimensions 23" x 17" x 24"	Dimensions 23" x 17" x 27"	Dimensions 23" x 17" x 49"
(W x D x H): 49 x 34 x 37 cm	(W x D x H): 58 x 44 x 39 cm	(W x D x H): 58 x 44 x 61 cm	(W x D x H): 58 x 44 x 61 cm	(W x D x H): 58 x 44 x 69 cm	(W x D x H): 58 x 44 x 124 cm
Weight: 12 kg/27 lbs	Weight: 19 kg/42 lbs	Weight: 20 kg/44 lbs	Weight: 21.3 kg/46.9 lbs	Weight: 25.2 kg/55.5 lbs	Weight: 47.6 kg / 105 lbs

# EBS BASS CABINETS — CLASSICLINE

## PROFESSIONAL BASS EQUIPMENT DESIGNED & DEVELOPED IN SWEDEN

All cabinets are 4-ohm except the 210 and 112 that are 8-ohm cabinets.

### EBS CLASSICLINE FEATURES

#### Cabinet Specifics

Made of multi-laminated plywood covered with vinyl. Cloth front. Deep Dish Handles. Heavy-duty back wheels with top and side handles on the 810 model. 210, 410, 212 and 810 comes with a padded cover.

#### Speakers & Connectors

2x Neutrik® SPEAKON connectors for input and link through. Conventional speakers selected & optimized for each model.

Adjustable 2" tweeter on 410, 212 and 810. 2" tweeter with on/off switch on the 112 mini size model.

### ART. NO: PREMIUM BASS CABINETS - PROLINE

### Bruttó eladási ár HUF

EBS-210CL, 250 Watt RMS, 8 Ohm, 2x10" + 2" / HALF SIZE	<b>205.000.-</b>
EBS-410CL, 500 Watt RMS, 4 Ohm, 4x10" + 2" / FULL SIZE	<b>285.000.-</b>
EBS-212CL, 500 Watt RMS, 4 Ohm, 2x12" + 2" / FULL SIZE	<b>255.000.-</b>
EBS-810CL, 1000 Watt RMS, 4 Ohm, 8x10" + 2" / SUPER SIZE	<b>505.000.-</b>
EBS-112CL, 250 Watt RMS, 8 Ohm, 1x12" + 2" / MINI SIZE	<b>140.000.-</b>




**SINCE 2015** ALL EBS CLASSIC LINE CABINETS FEATURES A NEW GRILL CLOTH WITH IMPROVED AIRFLOW, AS WELL AS HEAVY- DUTY CORNER PROTECTORS. THE 810, 410 AND 212 NOW FEATURE LOCK-IN-PLACE CUPS THAT MATCH THE FOOTPRINT OF THE EBS CL500 AMPLIFIER, AS WELL AS HEAVY-DUTY WHEELS.

#### Optional



Matching rack cases available in 3 & 4U height.

#### Warranty

Five year limited warranty.



MINI SIZE



<b>EBS ClassicLine 112</b> Configuration: 1x12" + 2" Power handling: 250W RMS Impedance: 8 ohms Freq response: 35 -18.000 Hz Sensitivity: 94 dB Dimensions 19" x 13" x 15" (W x D x H): 49 x 34 x 38 cm Weight: 17,5kg/39 lbs	<b>EBS ClassicLine 210</b> Configuration: 2x10" + 2" Power handling: 250W RMS Impedance: 8 ohms Freq response: 35 -18.000 Hz Sensitivity: 96 dB Dimensions 25" x 13" x 19" (W x D x H): 64 x 34 x 49 cm Weight: 22,5kg/49.5 lbs	<b>EBS ClassicLine 212</b> Configuration: 2x12" + 2" Power handling: 500W RMS Impedance: 4 ohms Freq response: 35 -18.000 Hz Sensitivity: 97 dB Dimensions 25" x 16" x 27" (W x D x H): 64 x 41 x 68 cm Weight: 30kg/66 lbs	<b>EBS ClassicLine 410</b> Configuration: 4x10" + 2" Power handling: 500W RMS Impedance: 4 ohms Freq response: 55 -18.000 Hz Sensitivity: 99 dB Dimensions 25" x 16" x 27" (W x D x H): 64 x 41 x 68 cm Weight: 34kg/76 lbs	<b>EBS ClassicLine 810</b> Configuration: 8x10" + 2" Power handling: 1000W RMS Impedance: 4 ohms Freq response: 55 -18.000 Hz Sensitivity: 102 dB Dimensions 25" x 16" x 49" (W x D x H): 64 x 41 x 125 cm Weight: 55kg/121 lbs
---	---	---	---	---

# EBS BASS AMPS — ACCESSORIES

## ACCESSORIES FOR EBS BASS AMPS & CABINETS

ART. NO: ACCESSORIES FOR EBS BASS AMPS

Bruttó eladási ár HUF

### PRO LINE/NEO LINE RACK CASES

EBS-3UB 19", 3U Pro/Neo Line rack case

EBS-4UB 19", 4U Pro/Neo Line rack case

**75.000.-****80.000.-**

### ADDITIONAL

EBS-RM4, EBS Footswitch for Reidmar 750, Fafner II, TD660, HD360

SSS-1,5, Speaker cable, SPEAKON - SPEAKON, 1,5 m

SST-1,5, Speaker cable, SPEAKON - SPEAKON, 1,5 m

SSC-1,5, Speaker cable, Speaker Twist Connectors, 1,5 m NEW!

**29.000.-****19.000.-****19.000.-****6.500.-**

**EBS Rack Cases.** Matching rack cases for ProLine/NeoLine in 3-4 U height.



The **EBS RM-4** footswitch add value to the Reidmar 750, as well as the legacy Fafner II, TD660 & HD360 heads, and NeoGorm combos!



**EBS Triple 'S' Speakon Cable.** Speaker cable with Neutrik® Speakon contacts for professional use.

Also available with SPEAKON- 1/4" contacts



**EBS Triple 'S' Speaker Twist Connectors NEW!** Speaker cable with Speaker Twist Connectors.



# EBS BASS COMBOS — MAGNI 500

## PROFESSIONAL BASS EQUIPMENT DESIGNED & DEVELOPED IN SWEDEN

EBS MAGNI 500 line of bass combos are based on the award winning Reidmar amp design. These are great sounding combos that preserve the tone of your bass and your personality!

The double ported cabinet spread the bass sound evenly in a unique way independent of where you are on stage. The EBS Magni 500 bass combos are delivered with a dust cover.

ART. NO: PREMIUM BASS COMBOS - ENTIRELY MADE IN SWEDEN

Bruttó eladási ár HUF

EBS-MA10, Magni 500, 210 2x10" + Tweeter, 470 W

**285.000.-**

EBS-MA15, Magni 500, 115 1x15" + Tweeter, 470 W

**260.000.-**



### MAGNI 500 FEATURES & BENEFITS:

- Based upon the award winning Reidmar amp design.
- Extremely transparent to the character of your instrument.
- Fast responding and easy to dial in.
- High efficiency speakers for best tonal character.
- Excellent power-to-weight ratio.
- Available in 2x 10" and 1x 15" full range configurations with tweeters.
- Double ported cabinet for maximum bass response.
- Switchable between 120/230V.
- Balanced XLR output with ground lift.
- Speakon out for connecting an 8 ohm extension cabinet.
- Comes with dust cover.

# EBS BASS COMBOS — SESSION MARK II

PROFESSIONAL BASS EQUIPMENT DESIGNED & DEVELOPED IN SWEDEN

MARK II, INTRODUCED 2017, INCLUDE REDUCED SIZE (S60 & S120) & REDUCED WEIGHT (all three models!) AS WELL AS NEW MORE EFFICIENT SPEAKERS!

ART. NO: CLASSIC BASS COMBOS - DESIGNED IN SWEDEN, ASSEMBLED IN ASIA

Bruttó eladási ár HUF

EBS-30S Mk2, Classic Session 30 W RMS, XLR, Headphones jack

60.000.-

EBS-60S Mk2, Classic Session 60 W RMS, XLR, Headphones jack

99.000.-

EBS-120S Mk2, Classic Session 120 W RMS, XLR, Headphones jack

145.000.-



EBS SESSION 30

Configuration: 1 x 8"  
Output: 30W RMS  
Freq response: 70 -5.000 Hz  
Dimensions 12.2 x 13.0 x 9.5"  
(W x D x H): 31 x 33 x 24 cm  
Weight: 17.2 lbs / 7,8 kg  
(10% reduction)



EBS SESSION 60

Configuration: 1x10" + tweeter  
Output: 60W RMS  
Freq response: 60 -18.000 Hz  
Dimensions 14.8 x 15.6 x 13.5"  
(W x D x H): 37 x 37 x 34 cm  
Weight: 29.54 lbs / 13,4 kg  
(15% reduction)



EBS SESSION 120

Configuration: 1x12" + tweeter  
Output: 120W RMS  
Freq response: 45 -18.000 Hz  
Dimensions 17.1 x 17.9 x 15.8"  
(W x D x H): 43.5 x 43 x 40 cm  
Weight: 41.9 lbs / 19 kg  
(10% reduction)

# EBS BLACK LABEL PEDALS STUDIO EDITION

## PROFESSIONAL BASS EQUIPMENT DESIGNED & DEVELOPED IN SWEDEN

The EBS Black Label Pedals STUDIO EDITION will add new dimensions to your sound. Designed for bass players, these pedals work silently while preserving the low range. Studio quality effects in a pedal concept!

### ART. NO: BLACK LABEL PEDALS STUDIO EDITION

### Bruttó eladási ár HUF

EBS-OC-SE OctaBass Studio Edition, 9 Volt octave divider pedal	55.000.-
EBS-UC-SE UniChorus Studio Edition, 9 Volt chorus pedal	70.000.-
EBS-MC-SE MultiComp Studio Edition, 9 Volt compressor pedal	55.000.-
EBS-MD-SE MultiDrive Studio Edition, 9 Volt overdrive pedal	55.000.-
EBS-MT-SE MetalDrive Studio Edition, 9 Volt distortion pedal	65.000.-
EBS-DV-SE DynaVerb Studio Edition, 9 Volt 24-bit digital reverb pedal	65.000.-



EBS-OC-SE



EBS-UC-SE



EBS-MC-SE



EBS-MD-SE



EBS-MT-SE



EBS-DV-SE

### THE 2015 UPDATE INCLUDE:

- New low noise switching using signal relays for extremely low mechanical noise and improved life span.
- Jumbo sized led lights for better action indication.
- New design handling 9 to 12V DC power.
- Better protection for accidental voltage spikes.
- New design for stronger individual identity.
- Optimized signals for studio environment.

### PEDALS WITH FINE TUNING OPTIONS INSIDE:

EBS MultiComp Threshold fine tuning.

EBS UniChorus Effect mix level – decides how much or little of the effect to be blended in with the original tone.

EBS DynaVerb Change to parallel mode (when used as a studio rack effect).

# EBS MICRO BASS PREAMPS & DI PEDALS

## PROFESSIONAL BASS EQUIPMENT DESIGNED & DEVELOPED IN SWEDEN

EBS introduce the MicroBass 3 at NAMM 2019. The MicroBass 3 is a Professional, high-end preamp in a pedal, that use technology from the HD360 and Fafner II amp designs. The MicroBass 2 would describe as a DI box with extended capabilities in comparison, although it is also a very capable preamp.

ART. NO:	MICROBASS PREAMPS & DI PEDALS	Bruttó eladási ár HUF
EBS-MB	MicroBass 2, Extended DI-box with a 2-channel preamp	95.000.-
EBS-MB3	MicroBass 3, Professional outboard 2-channel preamp	125.000.-



EBS-MB

Dual channels./ Run in series or switch between (A or B or A+B). / Balanced XLR-out with pre/post EQ, ground lift & speaker simulator filters. / Effects loop with Mix-in filter 0-100%. / Enhanced, Tube Sim & Bright filters. / Link & Headphones output. / 10 Mohms input impedance (A) / 9V DC (power supply NOT included).



EBS-MB3

100% analog professional preamp./ Dual channels – Clean and Drive./ Run in parallel or series. Blend control for drive./ Dual Balanced XLR-out (pre & post EQ or Stereo)./ Effects loop (mono or stereo). / Compressor. / Character and Bright filters (clean channel). / HI or LO gain drive engines. Thin or Deep type (drive ch). / Tuner, Aux-input, Headphones output. /10 Mohms input impedance (main input). / 9V DC, 400 mA required (power supply included).

# EBS BLACK LABEL PEDALS - CLASSIC

## PROFESSIONAL BASS EQUIPMENT DESIGNED & DEVELOPED IN SWEDEN

The EBS Black Label Pedals will add new dimensions to your sound. Designed for bass players but favoured by many guitarists, these pedals work silently while preserving the low range. Studio quality effects in a pedal concept!



EBS-IQ



EBS-TR



EBS-DP

ART. NO:	BLACK LABEL PEDALS	Bruttó eladási ár HUF
EBS-TR	TremoLo, 9 Volt tremolo pedal	65.000.-
EBS-IQ	BassIQ, 9 Volt envelope filter pedal Lower Price!	65.000.-
EBS-DP	DPhaser, 9 Volt 24-bit digital phaser effect	65.000.-

# EBS BLUE LABEL PEDALS

## PROFESSIONAL BASS EQUIPMENT DESIGNED & DEVELOPED IN SWEDEN

EBS 'Blue Label Pedals' started with three analog overdrive pedals to use with bass or guitar. Followed by the EBS ReTracer Delay - a complete delay workstation entirely designed by EBS (both hardware and software) in a compact pedal!

The pedals are developed for both bass and guitar. The Blue Label comes in a slim design entirely by EBS.

### ART. NO: BLACK LABEL PEDALS

### Bruttó eladási ár HUF

EBS-DE Retracer Delay Workstation, 9V	<b>NEW DESKTOP EDITOR!</b>	<b>90.000.-</b>
EBS-TDR The Drive, 9 Volt boost/overdrive for guitar & bass		<b>45.000.-</b>
EBS-BH Black Haze, 9 Volt overdrive/distortion for guitar & bass		<b>45.000.-</b>
EBS-DMC Drive Me Crazy, 9 Volt high gain distortion for guitar & bass		<b>45.000.-</b>



**DESKTOP EDITOR  
INTRODUCED AT NAMM'19!**

### ABOUT THE DESIGN

- The slim pedal design includes recessed jacks to reduce space between pedals on a pedal board. The design is entirely by EBS and gives these pedals a unique and defined look.



*The ReTracer Delay* offers a complete delay workstation in a compact size (and price). That gives musicians with limited space on their pedalboard the opportunity of a programmable delay while still keep their boards in manageable size. NOW WITH DESKTOP EDITOR!

*The Drive* gives you that extra boost you need to emphasize your tone and make it stand out. The kind of device you might leave on without thinking about it, but miss dearly when you turn it off.

*The Black Haze* is a beautiful drive with some darkness to it to make it interesting and irresistible. This pedal features dual drive engines and low-range compensation for improved performance with bass.

*The Drive Me Crazy* can turn any nice clean guitar combo amp into a full force high gain stack. This pedal features dual drive engines and low-range compensation for improved performance with bass.

# EBS SPECIAL EFFECTS & SIGNATURES

## PROFESSIONAL BASS EQUIPMENT DESIGNED & DEVELOPED IN SWEDEN

The extended range of EBS effects and preamps include exclusive sound processing tools for stage and studio use as well as artist collaborations with some of the greatest bass players around!

New at NAMM '19 is the Billy Sheehan Ultimate Signature Drive, with new design and a Hi or Lo Frequency Filter that moves the tonal frequency range of the pedal and extend its capability. The new pedal will replace previous Billy Sheehan pedals that will be available only as long as the current stock last.

ART. NO: SPECIAL EFFECTS

Bruttó eladási ár HUF

EBS-BSU, Billy Sheehan Ultimate Pedal	80.000.-
EBS-BSD Billy Sheehan Signature Drive Deluxe	70.000.-
EBS-BSS Billy Sheehan Signature Drive	65.000.-
EBS-VDI ValveDrive DI, 9 Volt Tube preamp/overdrive & DI-box	115.000.-
EBS-WAH WhaOne 9 Volt Wah-Wah/Volume.	80.000.-
EBS-SC Stanley Clarke Signature Wah-Wah/Tone Filter/Volyme pedal	115.000.-



EBS-BSU

NEW!



EBS-BSD



EBS-BSS



EBS-VDI



EBS-WAH



EBS-SC

# EBS CARRYON PEDALBOARD & BAG

## BRING YOUR PEDALS ONBOARD AS CABIN LUGGAGE

The EBS CarryOn™ Pedal Case System lets you travel safe with your pedals. The reinforced soft-case protects the equipment just as good as a flight case, but with the benefit of being lighter and easier to carry around due to the extra padded handle and wide, padded shoulder strap. The system include a flexible pedalboard with handles that can be placed in various positions; now updated with 2 pcs of the new 2ND ROW\* pedal risers to make possible to attach pedals in different levels or to put an angle to the whole pedal board. Velcro tape as well as 3M™ Dual Lock are included to offer flexibility when attaching your pedals to the board.

\* Also sold separately.

ART. NO: CARRY ON PEDAL BOARD WITH BAG

Bruttó eladási ár HUF

EBS-CPB CarryOn Pedal Bag New!

85.000.-



Pedal board with handles that can be placed in three different positions.



Included angled 2ND ROW risers can be attached to place pedals in different levels or to create an angle of the complete pedalboard.



A three-digit code lock is included to keep your pedals safe in the case.



Use the EBS CarryOn bag as your cabine luggage. Enough space to include all necessities in addition to your equipment.



### FEATURES

'Cabin approved' size

Lockable Soft padded case

Padded dual reinforced handles

Comfort padded shoulder strap

Clean outer surface for easy stacking

Net bucket on the inside for accessories

2-sided pedal board – Velcro or 3M™ dual lock

Velcro pads and 3M™ dual lock included

Removable pedal board handles – for interchangeable position

Possibility to set complete pedalboard/or selected pedals in different angles using the included angled attachable 2ND ROW pedal risers (also sold separately).

Detachable rubber feets included. Attached by screws or with adhesive tape.



Travel safe and comfortable with the wide and padded shoulder strap and extra padded handle.

## Soft padded flight case with pedal board.

Pedals, strings & cables not included

# EBS ORIGINAL FLAT PATCH CABLES

## THE ULTIMATE SPACE SAVING ACCESSORIES FOR THE PEDAL BOARD USER

EBS range of cleverly designed 'space-saving' patch cables is an original EBS design that has revolutionized the patch cable market in recent years.


At NAMM '19, EBS extend the range of patch cables by adding the **High Performance Flat Patch Cables (HP)** with immensely improved shielding and extremely low capacitance & resistance due to added isolation and a tin plated copper braid shield.

### ART. NO: PEDAL ACCESSORIES

### Bruttó eladási ár HUF

**NEW!**

HP-10	10 cm High Performance Flat patch cable. NEW!	<b>3.300.-</b>
HP-18	18 cm High Performance Flat patch cable. NEW!	<b>3.900.-</b>
HP-28	28 cm High Performance Flat patch cable. NEW!	<b>4.300.-</b>
HP-58	58 cm High Performance Flat patch cable. NEW!	<b>4.500.-</b>
PG-10	10 cm Premium Gold Flat patch cable. Super compact!	<b>2.800.-</b>
PG-18	18 cm Premium Gold Flat patch cable. Super compact!	<b>3.000.-</b>
PG-28	28 cm Premium Gold Flat patch cable. Super compact!	<b>3.200.-</b>
PG-58	58 cm Premium Gold Flat patch cable. Super compact!	<b>3.600.-</b>
PCF-DL10	10 cm Flat patch cable DELUXE, 90 degree contact Improved!	<b>1.800.-</b>
PCF-DL18	18 cm Flat patch cable DELUXE, 90 degree contact Improved!	<b>2.000.-</b>
PCF-DL28	28 cm Flat patch cable DELUXE, 90 degree contact Improved!	<b>2.200.-</b>
PCF-DL58	58 cm Flat patch cable DELUXE, 90 degree contact Improved!	<b>2.500.-</b>
PCF-DLS28, STEREO (TRS)	Flat Patch Cable, 28 cm	<b>2.500.-</b>
PCF-DLS58, STEREO (TRS)	Flat Patch Cable, 58 cm	<b>3.000.-</b>



# ADDITIONAL EBS PEDAL ACCESSORIES

## THE ULTIMATE SPACE SAVING DEVICES FOR THE PEDAL BOARD USER

EBS range of cleverly designed 'space-saving' pedal accessories makes the every day life of the musician a little easier. Made for professional use offering low resistance, well isolated and noise-less products that run smooth with your effects, while adding the great advantage of keeping weight and size of your pedal board down considerably.

### ART. NO: PEDAL ACCESSORIES

### Bruttó eladási ár HUF

EBS-SR EBS 2ND ROW pedal riser. Light-weight Aluminium  
AD-9PRO 9V DC, 1 A Power Supply for pedals (EU, JP, US or UK)

**8.490.-**  
**10.100.-**

DC-2-90F DC Adapter Split 1-2, 90 degree flat designed contact  
DC-4-90FDC Adapter Split 1-4, 90 degree flat designed contact  
DC-6-90FDC Adapter Split 1-6, 90 degree flat designed contact

**2.200.-**  
**3.300.-**  
**4.400.-**

DC1-18 90/90, One-to-One Flat Power Cable 18 cm, Angled contacts  
DC1-28 90/90, One-to-One Flat Power Cable 28 cm, Angled contacts  
DC1-38 90/90, One-to-One Flat Power Cable 38 cm Angled contacts  
DC1-48 90/90, One-to-One Flat Power Cable 48 cm, Angled contacts

**1.100.-**  
**1.490.-**  
**1.650.-**  
**1.950.-**

DC1-18 90/0, One-to-One Flat Power Cable 18 cm, Angled to straight contacts  
DC1-28 90/0, One-to-One Flat Power Cable 28 cm, Angled to straight contacts  
DC1-38 90/0, One-to-One Flat Power Cable 38 cm, Angled to straight contacts  
DC1-48 90/0, One-to-One Flat Power Cable 48 cm, Angled to straight contacts

**1.200.-**  
**1.500.-**  
**1.700.-**  
**1.950.-**

ICY-30 Y-type insert cable for Billy Sheehan Drive loop functions.

**2.990.-**

PL-10 1/4" adapter plug symmetric  
PL-20 1/4" adapter plug concentric

**2.200.-**  
**2.890.-**



DC1-18 90/90



ICY-30



PL-10



DC1-18 90/0



PL-20

# EBS BASS STRINGS

## QUALITY STEEL & TITANIUM NICKEL STRINGS FOR YOUR BASS!

EBS Stainless Steel and Titanium Nickel Strings are quality bass strings for professionals, available in a wide range of gauges ranging from Medium Light to Heavy Bass. Titanium Nickel strings are based on a steel core of US quality steel while Stainless Steel use Swedish quality steel. All strings are Long Scale to fit most basses.

### ART. NO: STRINGS

Bruttó eladási ár HUF

#### STAINLESS STEEL

SS-CM4, Stainless Steel Bass Strings 45-105	8.500.-
SS-CM5, Stainless Steel Bass Strings 45-128	10.500.-
SS-CM6, Stainless Steel Bass Strings 30-128	11.500.-
SS-MD4, Stainless Steel Bass Strings 45-100	10.500.-
SS-MD5, Stainless Steel Bass Strings 45-125	8.500.-
SS-ML4, Stainless Steel Bass Strings 40-100	10.500.-
SS-ML5, Stainless Steel Bass Strings 40-125	11.500.-
SS-ML6, Stainless Steel Bass Strings 25-125	7.990.-
SS-HB4, Stainless Steel Bass Strings 50-110	10.500.-
SS-HB5, Stainless Steel Bass Strings 50-135	

#### TITANIUM NICKEL

TN-ML4, Northern Light Titanium Nickel 40-100	7.500.-
TN-ML5, Northern Light Titanium Nickel 40-125	8.500.-
TN-CM4, Northern Light Titanium Nickel 45-105	7.500.-
TN-CM5, Northern Light Titanium Nickel 45-128	8.500.-
TN-MD4, Northern Light Titanium Nickel 45-100	7.500.-
TN-MD5, Northern Light Titanium Nickel 45-125	8.500.-
TN-HB4, Northern Light Titanium Nickel 50-110	7.500.-
TN-HB5, Northern Light Titanium Nickel 50-135	8.500.-
TN-ML6, Northern Light Titanium Nickel 25-125	9.500.-
TN-CM6, Northern Light Titanium Nickel 30-128	9.500.-



#### AVAILABLE MODELS (BOTH TYPES):

MODELS	4-STRINGS	5TH	6TH
Medium Light	40/60/80/100	+125	+25
Medium	45/65/80/100	+125	-
Classic Medium	45/65/85/105	+128	+30
Heavy Bass	50/70/90/110	+135	-

# EBS MERCHANDISE



**NEW!** EBS T-Shirt



EBS Beanie

## WEAR EBS!

Available items are EBS T-shirt (black) in sizes from S to 3XXL, One size Beanies and Key Straps.

**Árak kérésre!**



EBS Ky Strap, 25 mm wide

**1.900.-**

## EBS EXTRA LONG NYLON STRAPS. NEW IMPROVED QUALITY AT BETTER PRICE!

Car belt style straps. Extra long. Available with "viking" style pattern or plain black. Both with EBS logo.

**8.500.-**



## EBS EXCLUSIVE LEATHER STRAP Made by Levy's.

**35.000.-**



## Megrendelés és további információk:

**Csendes Péter E.V. 1083 Budapest, Baross utca 109. II/11. Tel: +36 70 325 2932**

**web: [www.pmsaudio.com](http://www.pmsaudio.com). mail: [info@pmsaudio.com](mailto:info@pmsaudio.com)**

**Az ár változtatás és tévedés jogát fenntartjuk!**